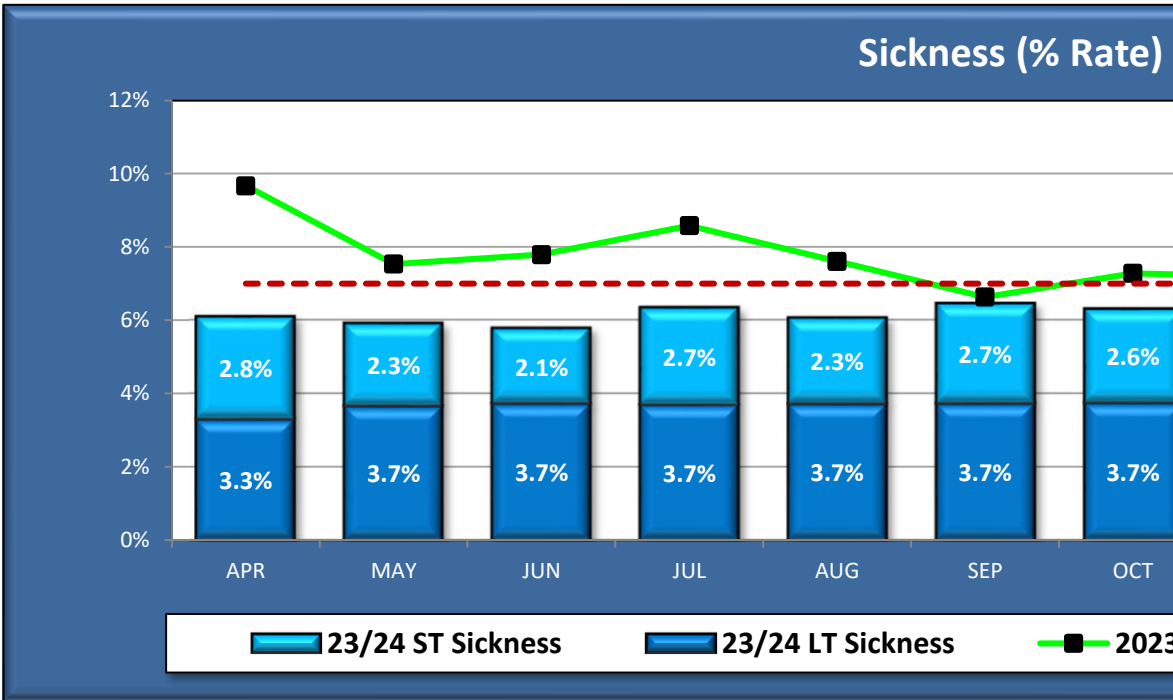


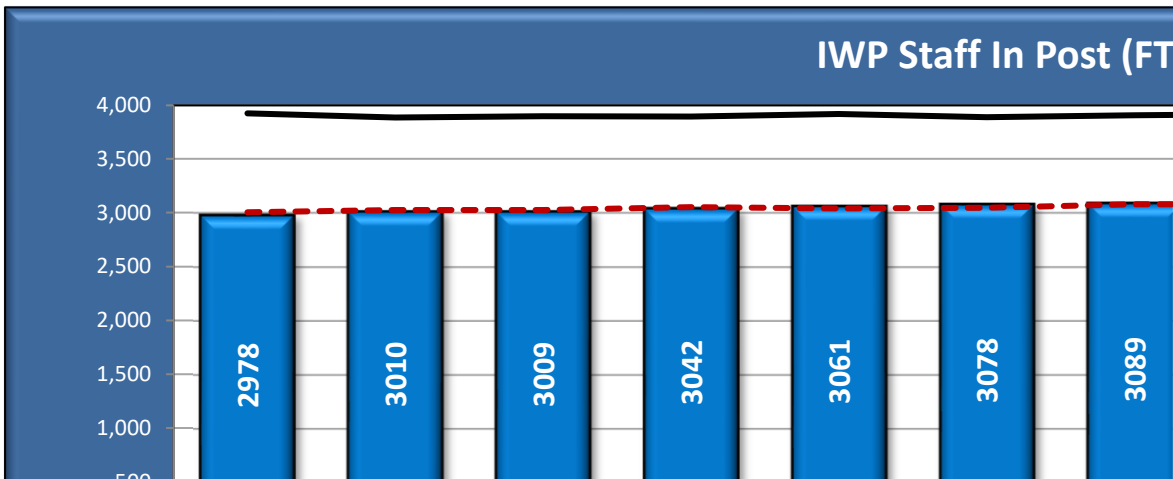
SICKNESS % RATE

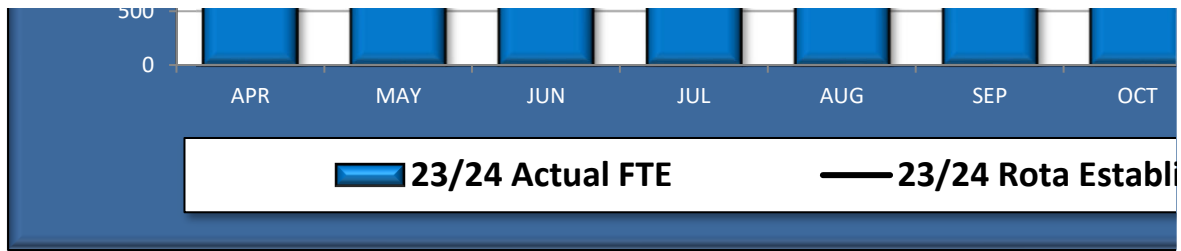
SICKNESS ABSENCE % RATE	APR	MAY	JUN	JUL	AUG
2023-24 Forecast	7.0%	7.0%	7.0%	7.0%	7.0%
2023-24 Sickness Absence %	9.7%	7.5%	7.8%	8.6%	7.6%
2023-24 Sickness Absence Long Term %	3.3%	3.7%	3.7%	3.7%	3.7%
2023-24 Sickness Absence Short Term %	2.8%	2.3%	2.1%	2.7%	2.3%



IWP WORKFORCE

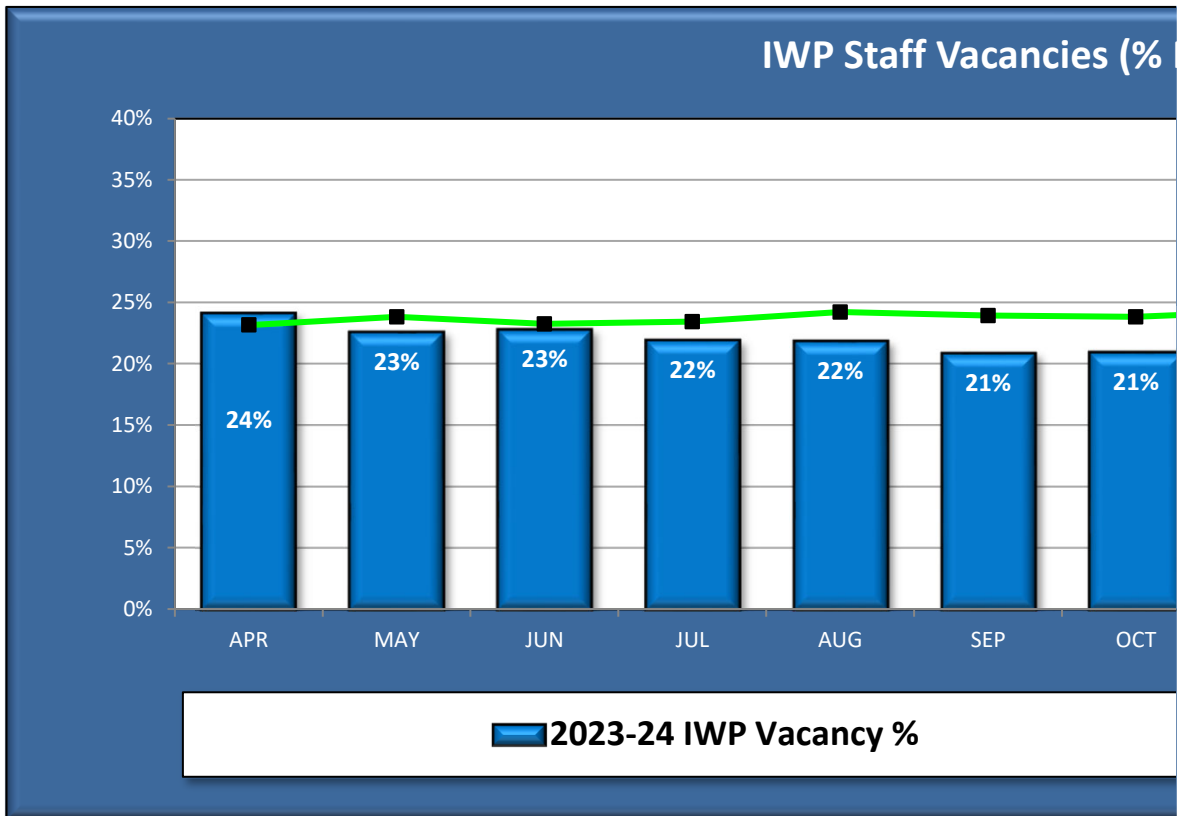
IWP WORKFORCE FTE	APR	MAY	JUN	JUL	AUG
2023-24 IWP WF - Rota Establishment	3923.69	3886.83	3897.48	3894.97	3916.59
2023-24 IWP WF - Funded Plan	3004.50	3025.00	3026.50	3051.00	3039.99
2023-24 IWP WF - Actual	2977.75	3009.96	3009.24	3041.53	3061.37
2023-24 IWP WF - Actual as % of n	99%	100%	99%	100%	101%





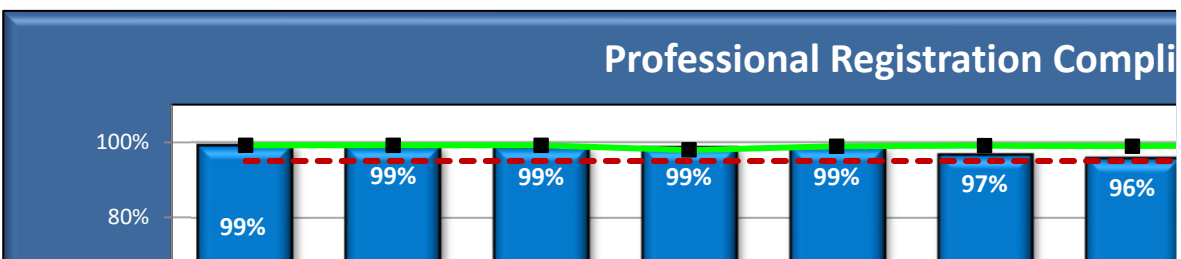
STAFF VACANCIES (% RA

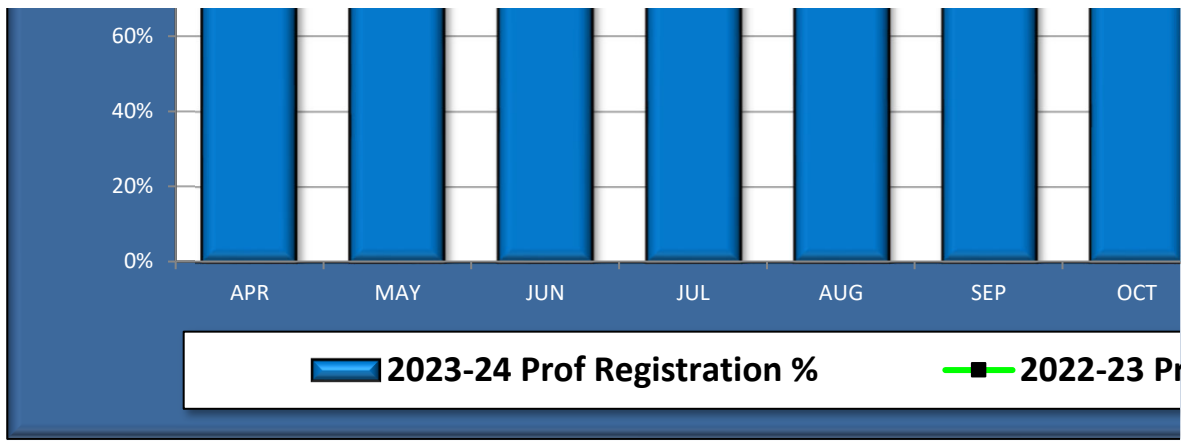
IWP VACANCY RATES	APR	MAY	JUN	JUL	AUG
2022-23 IWP Vacancy %	23.2%	23.8%	23.2%	23.4%	24.2%
2023-24 IWP Vacancy %	24.1%	22.6%	22.8%	21.9%	21.8%



PROFESSIONAL REGISTRATION

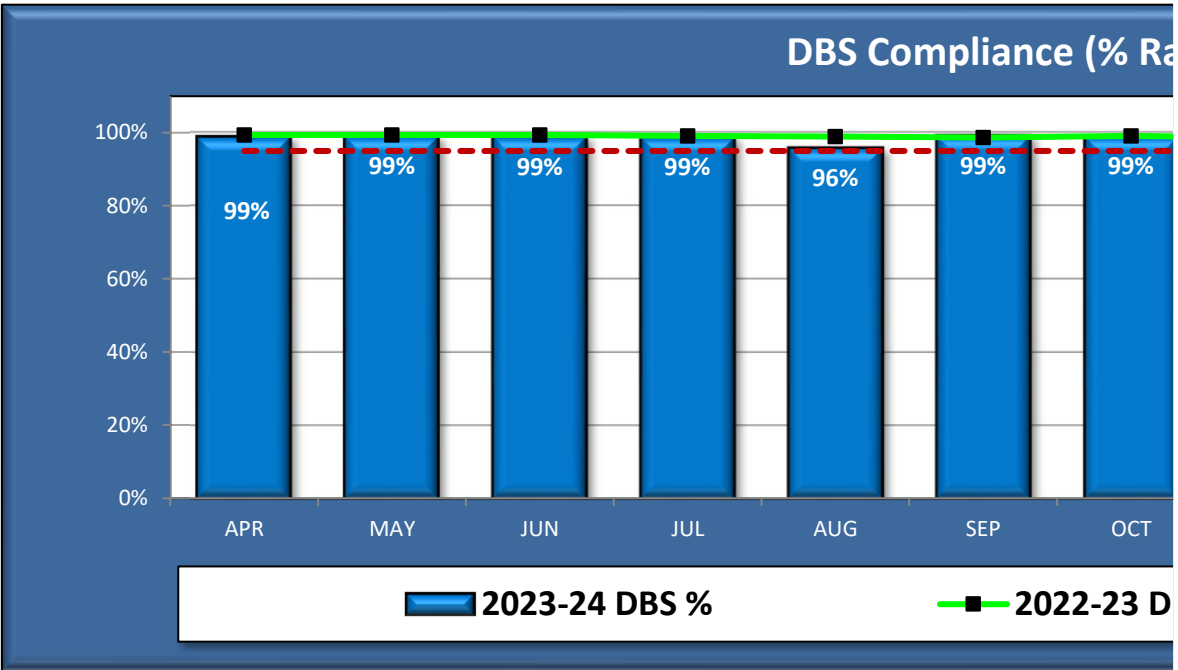
PROFESSIONAL REG COMPLIANCE	APR	MAY	JUN	JUL	AUG
Compliance	95.0%	95.0%	95.0%	95.0%	95.0%
2022-23 Prof Registration %	99.2%	99.2%	99.2%	97.9%	98.9%
2023-24 Prof Registration %	99.1%	98.7%	98.7%	98.6%	98.7%





DBS COMPLIANCE (% RATE)

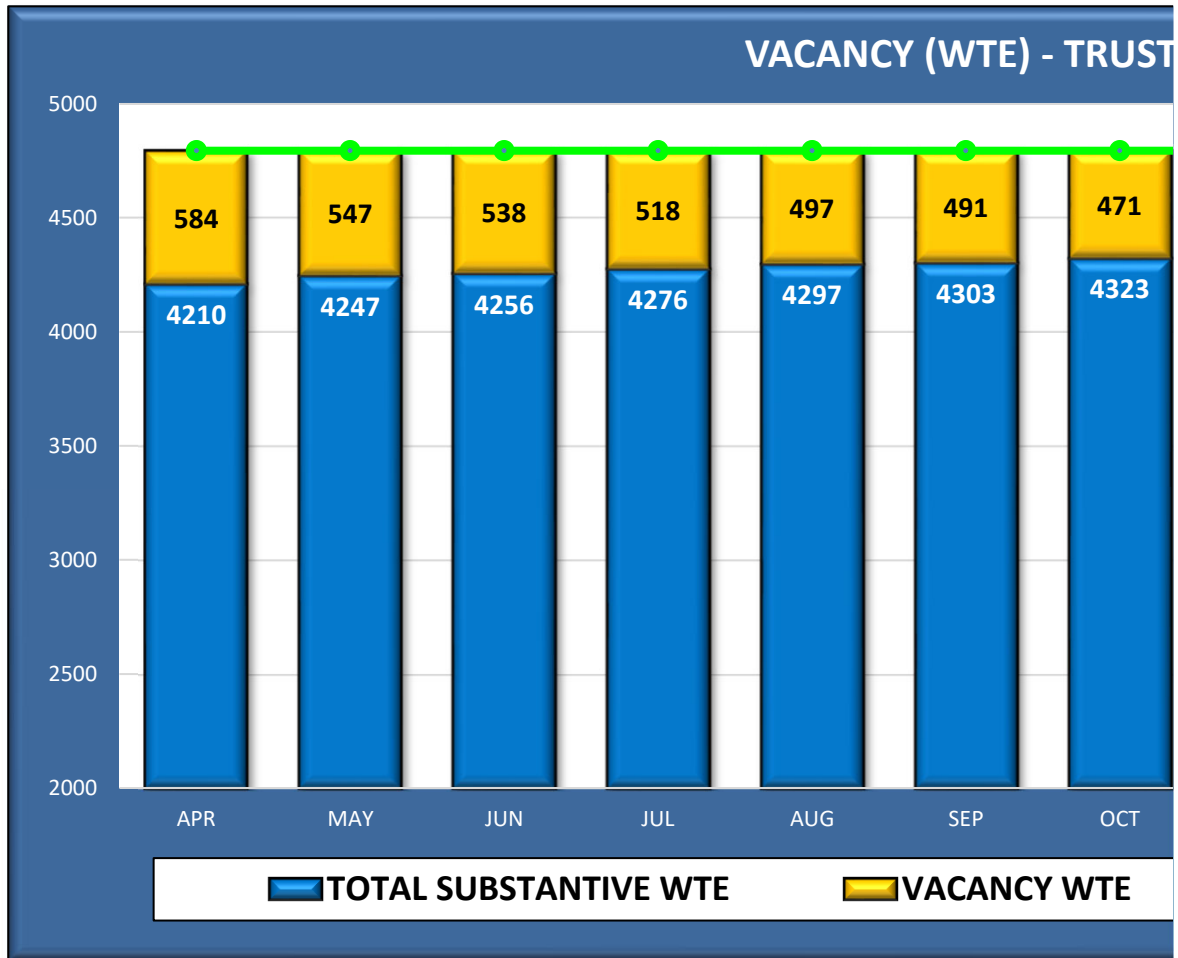
DBS COMPLIANCE	APR	MAY	JUN	JUL	AUG
Compliance	95.0%	95.0%	95.0%	95.0%	95.0%
2022-23 DBS %	99.4%	99.4%	99.4%	99.1%	98.9%
2023-24 DBS %	98.7%	98.8%	98.7%	98.6%	95.7%



TRUST-WIDE VACANCY

TRUST WORKFORCE TOTAL	APR	MAY	JUN	JUL	AUG
HIOW ICB FUNDED ESTABLISHMENT	4794	4794	4794	4794	4794
TOTAL SUBSTANTIVE WTE	4210	4247	4256	4276	4297
Of which, IWP	2978	3010	3009	3042	3061
Of which, Corporate / Support	1232	1237	1247	1234	1235
VACANCY WTE	584	547	538	518	497
VACANCY % RATE	12.2%	11.4%	11.2%	10.8%	10.4%

Vacancy rate uses the Frozen Establishment number agreed with HIOW ICB



STAFF TURNOVER - TRUST	APR	MAY	JUN	JUL	AUG
2021-22 IWP 12 Month Staff Turnover	18.3%	19.3%	19.7%	20.4%	21.2%
2022-23 IWP 12 Month Staff Turnover	20.6%	19.7%	19.5%	18.0%	18.7%

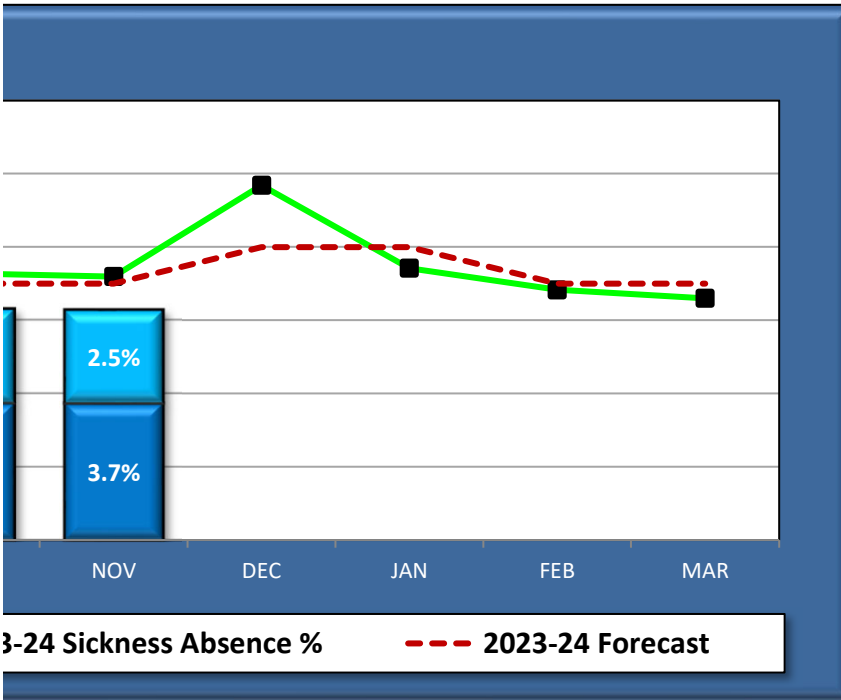
STAFF TURNOVER - 999 TOTAL	APR	MAY	JUN	JUL	AUG
2021-22 IWP 12 Month Staff Turnover	9.9%	10.8%	10.9%	11.5%	12.1%
2022-23 IWP 12 Month Staff Turnover	12.2%	12.4%	12.4%	12.1%	11.6%

STAFF TURNOVER - EOC TOTAL	APR	MAY	JUN	JUL	AUG
2021-22 IWP 12 Month Staff Turnover	28.3%	29.1%	29.0%	29.9%	33.8%
2022-23 IWP 12 Month Staff Turnover	33.6%	34.1%	31.9%	31.3%	29.1%

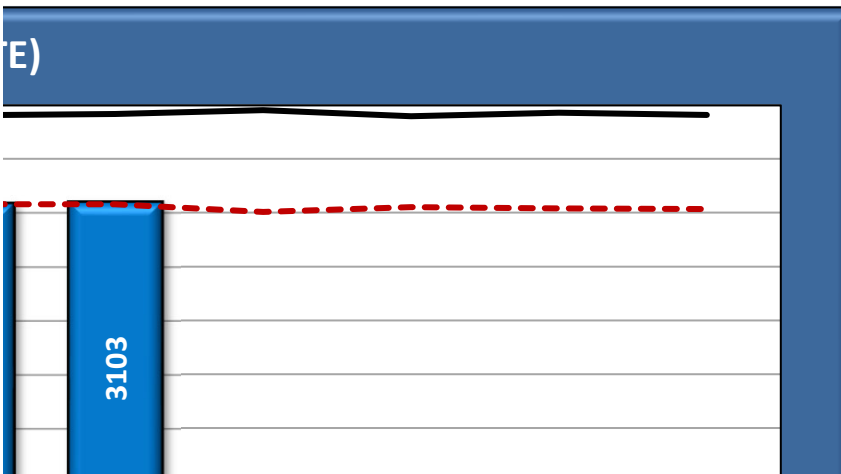
STAFF TURNOVER - 111 TOTAL	APR	MAY	JUN	JUL	AUG
2021-22 IWP 12 Month Staff Turnover	42.6%	45.8%	45.0%	47.2%	49.0%
2022-23 IWP 12 Month Staff Turnover	43.3%	41.5%	42.5%	42.8%	42.3%

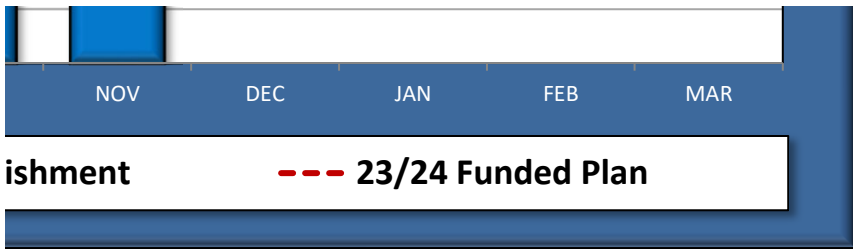
STAFF TURNOVER - PTS TOTAL	APR	MAY	JUN	JUL	AUG
2021-22 IWP 12 Month Staff Turnover	15.3%	14.9%	14.9%	15.7%	17.4%
2022-23 IWP 12 Month Staff Turnover	17.4%	16.8%	17.0%	18.4%	17.6%

SEP	OCT	NOV	DEC	JAN	FEB	MAR
7.0%	7.0%	7.0%	8.0%	8.0%	7.0%	7.0%
6.6%	7.3%	7.2%	9.7%	7.4%	6.8%	6.6%
3.7%	3.7%	3.7%				
2.7%	2.6%	2.5%				



SEP	OCT	NOV	DEC	JAN	FEB	MAR
3888.43	3906.04	3917.37	3956.12	3897.09	3928.86	3908.31
3044.89	3080.39	3077.89	3006.89	3051.89	3040.39	3033.39
3077.51	3088.70	3102.59				
101%	100%	101%				

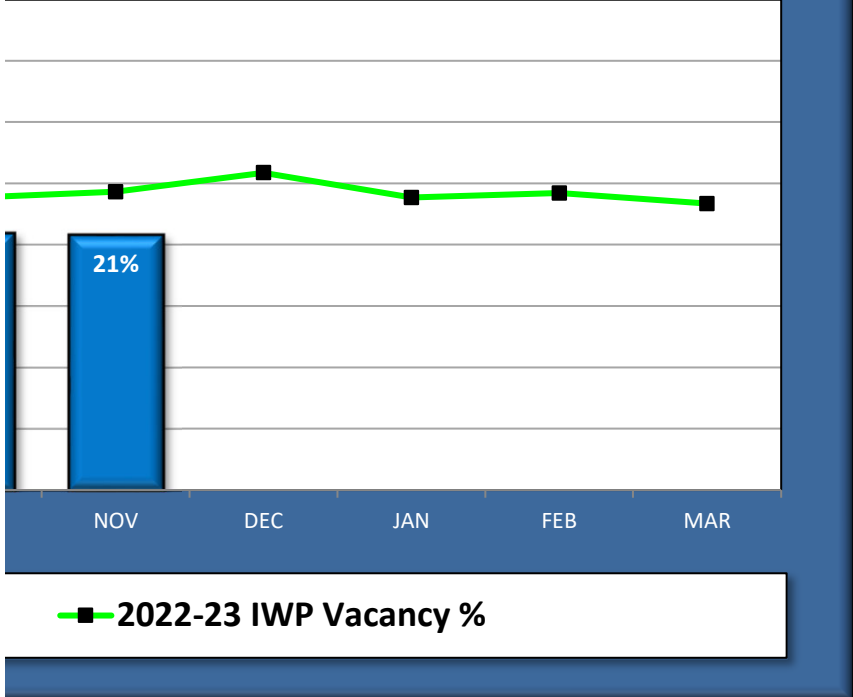




(TE)

SEP	OCT	NOV	DEC	JAN	FEB	MAR
23.9%	23.8%	24.3%	25.9%	23.8%	24.2%	23.4%
20.9%	20.9%	20.8%				

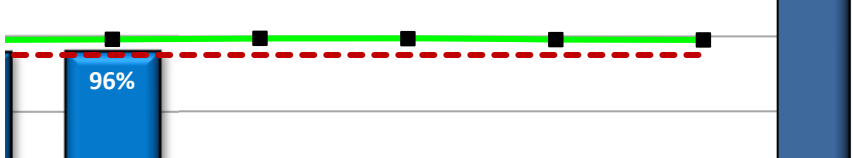
Rate)

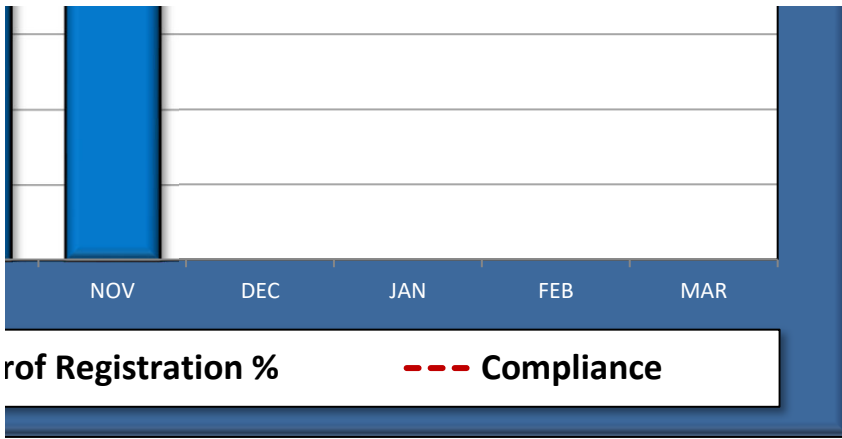


(% RATE)

SEP	OCT	NOV	DEC	JAN	FEB	MAR
95.0%	95.0%	95.0%	95.0%	95.0%	95.0%	95.0%
99.1%	98.9%	99.1%	99.4%	99.4%	99.0%	99.0%
96.6%	95.6%	95.9%				

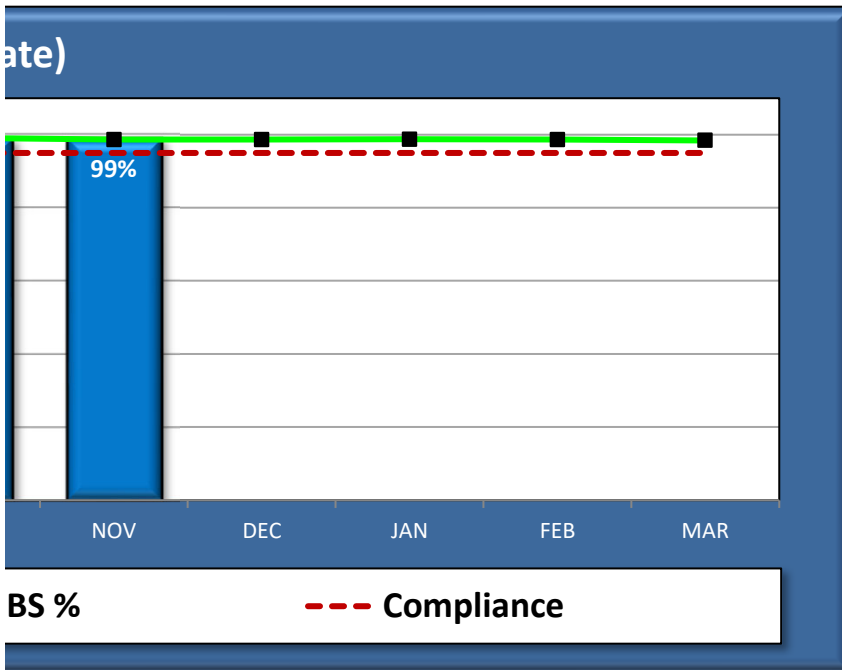
ance (% Rate)





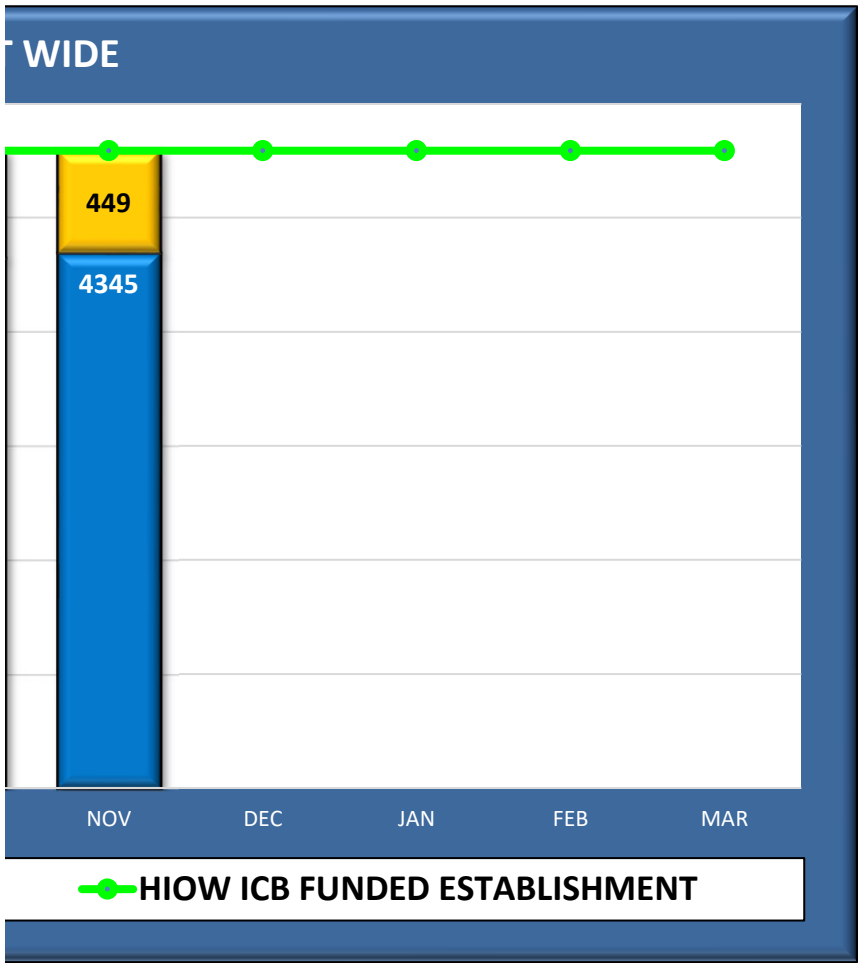
(TE)

SEP	OCT	NOV	DEC	JAN	FEB	MAR
95.0%	95.0%	95.0%	95.0%	95.0%	95.0%	95.0%
98.7%	99.1%	98.7%	98.7%	98.7%	98.7%	98.5%
99.0%	98.8%	98.7%				



Y

SEP	OCT	NOV	DEC	JAN	FEB	MAR
4794	4794	4794	4794	4794	4794	4794
4303	4323	4345				
3078	3089	3103				
1225	1234	1242				
491	471	449				
10.3%	9.8%	9.4%				



SEP	OCT	NOV	DEC	JAN	FEB	MAR
21.3%	21.4%	21.2%	21.4%	21.5%	21.5%	21.3%
18.2%	18.3%	18.1%	0.0%	0.0%	0.0%	0.0%

SEP	OCT	NOV	DEC	JAN	FEB	MAR
12.6%	12.8%	12.7%	13.2%	13.6%	13.5%	12.9%
11.0%	10.7%	10.7%	0.0%	0.0%	0.0%	0.0%

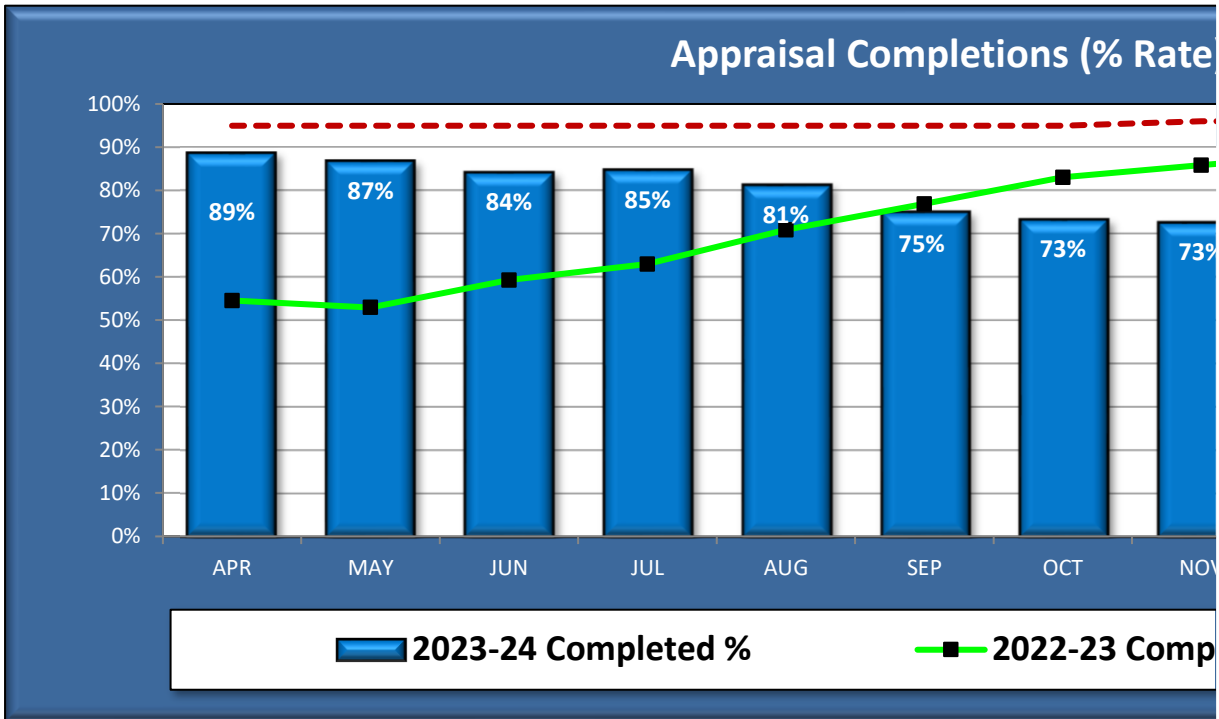
SEP	OCT	NOV	DEC	JAN	FEB	MAR
32.4%	33.0%	33.0%	33.8%	34.4%	35.2%	34.8%
27.9%	28.3%	26.1%	0.0%	0.0%	0.0%	0.0%

SEP	OCT	NOV	DEC	JAN	FEB	MAR
49.1%	51.1%	50.5%	51.3%	50.2%	49.2%	43.5%
43.0%	45.7%	42.9%	0.0%	0.0%	0.0%	0.0%

SEP	OCT	NOV	DEC	JAN	FEB	MAR
17.2%	17.2%	16.1%	16.2%	16.8%	16.9%	16.9%
18.0%	18.7%	19.4%	0.0%	0.0%	0.0%	0.0%

APPRAISALS % COMPLIANCE

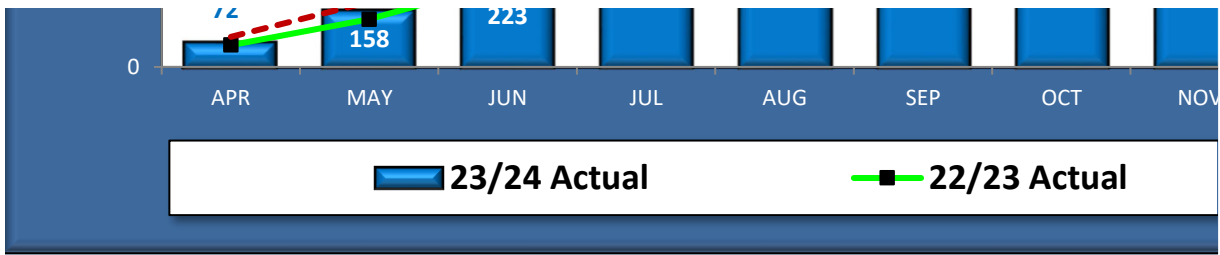
APPRAISALS	APR	MAY	JUN	JUL	AUG	SEP
Compliance	95.0%	95.0%	95.0%	95.0%	95.0%	95.0%
2022-23 Completed %	54.5%	53.0%	59.2%	62.9%	70.9%	76.9%
2023-24 Completed %	88.6%	86.8%	84.1%	84.6%	81.2%	74.9%



RECRUITMENT (WTE RATE)

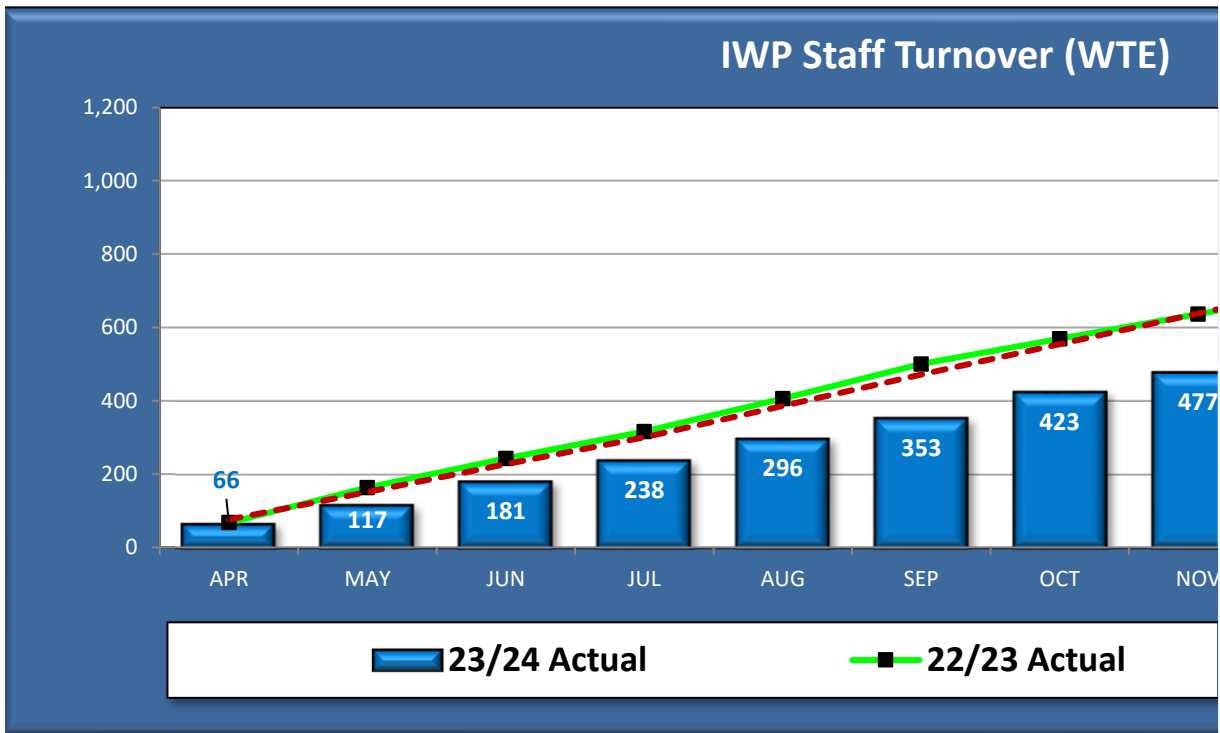
RECRUITMENT YTD	APR	MAY	JUN	JUL	AUG	SEP
2022-23 IWP Recruitment - Actual	60.72	132.21	239.48	310.55	369.64	457.24
2023-24 IWP Recruitment - Plan	84.00	180.00	258.00	361.00	457.00	561.00
2023-24 IWP Recruitment - Actual	71.51	158.23	223.07	307.84	383.73	458.08
2023-24 IWP Recruitment - Actual as % of Plan	85%	88%	86%	85%	84%	82%






STAFF TURNOVER (WTE RATE)

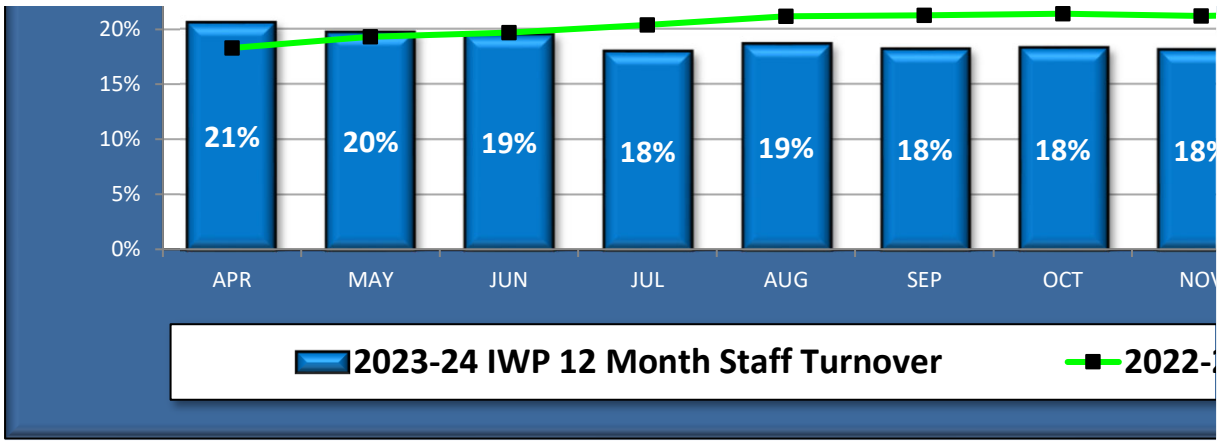
ATTRITION YTD	APR	MAY	JUN	JUL	AUG	SEP
2022-23 IWP Attrition - Actual	67.76	163.15	242.96	316.00	405.37	499.89
2023-24 IWP Attrition - Plan	76.50	151.00	226.50	300.00	386.00	471.10
2023-24 IWP Attrition - Actual	65.56	116.52	180.54	238.00	296.45	352.56
2023-24 IWP Attrition - Actual as % of Forecast	86%	77%	80%	79%	77%	75%



STAFF TURNOVER (WTE RATE)

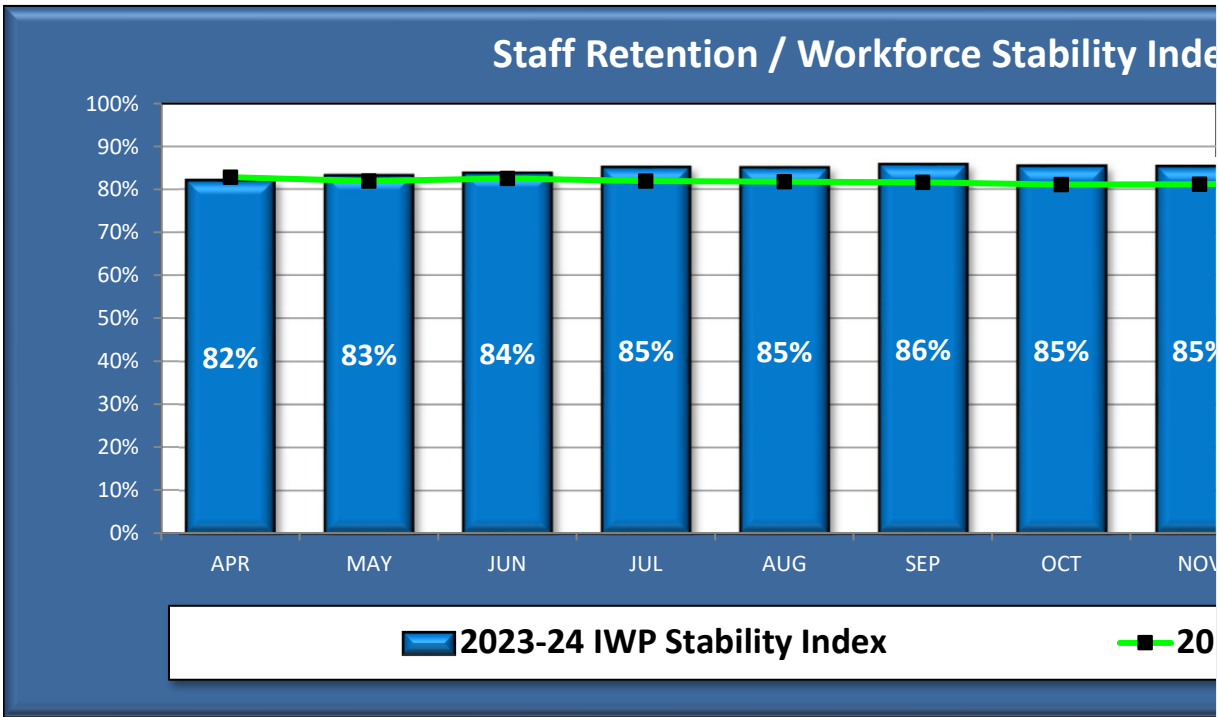
STAFF TURNOVER (12month)	APR	MAY	JUN	JUL	AUG	SEP
2022-23 IWP 12 Month Staff Turnover	18.3%	19.3%	19.7%	20.4%	21.2%	21.3%
2023-24 IWP 12 Month Staff Turnover	20.6%	19.7%	19.5%	18.0%	18.7%	18.2%





STAFF RETENTION / STABILITY INDEX (%)

STAFF RETENTION RATE	APR	MAY	JUN	JUL	AUG	SEP
2022-23 IWP Stability Index	82.8%	81.9%	82.5%	82.0%	81.8%	81.6%
2023-24 IWP Stability Index	82.0%	83.1%	83.8%	85.1%	85.0%	85.7%



STABILITY INDEX - TRUST	APR	MAY	JUN	JUL	AUG	SEP
2021-22 IWP 12 Month Stability Index	82.8%	81.9%	82.5%	82.0%	81.8%	81.6%
2022-23 IWP 12 Month Stability Index	82.0%	83.1%	83.8%	85.1%	85.0%	85.7%

STABILITY INDEX - 999 TOTAL	APR	MAY	JUN	JUL	AUG	SEP
2021-22 IWP 12 Month Stability Index	84.3%	83.5%	83.5%	83.1%	83.1%	82.5%
2022-23 IWP 12 Month Stability Index	86.8%	86.6%	86.9%	87.0%	88.0%	88.6%

STABILITY INDEX - EOC TOTAL	APR	MAY	JUN	JUL	AUG	SEP
2021-22 IWP 12 Month Stability Index	69.1%	67.7%	68.6%	67.3%	64.2%	66.0%
2022-23 IWP 12 Month Stability Index	64.9%	64.7%	65.7%	67.3%	70.9%	72.4%

STABILITY INDEX - 111 TOTAL	APR	MAY	JUN	JUL	AUG	SEP
2021-22 IWP 12 Month Stability Index	59.4%	59.4%	59.4%	58.4%	59.6%	60.5%
2022-23 IWP 12 Month Stability Index	61.2%	63.4%	63.9%	66.2%	68.5%	70.5%

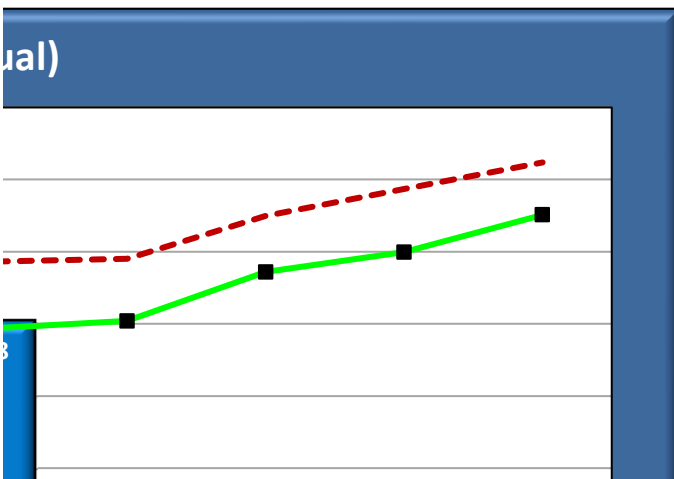
STABILITY INDEX - PTS TOTAL	APR	MAY	JUN	JUL	AUG	SEP
2021-22 IWP 12 Month Stability Index	77.6%	78.5%	78.5%	77.1%	76.6%	77.6%
2022-23 IWP 12 Month Stability Index	78.4%	79.6%	79.9%	79.4%	79.8%	80.8%

OCT	NOV	DEC	JAN	FEB	MAR
95.0%	96.0%	96.0%	96.0%	96.0%	96.0%
83.0%	85.9%	88.4%	89.3%	88.4%	89.4%
73.2%	72.5%				



Annual

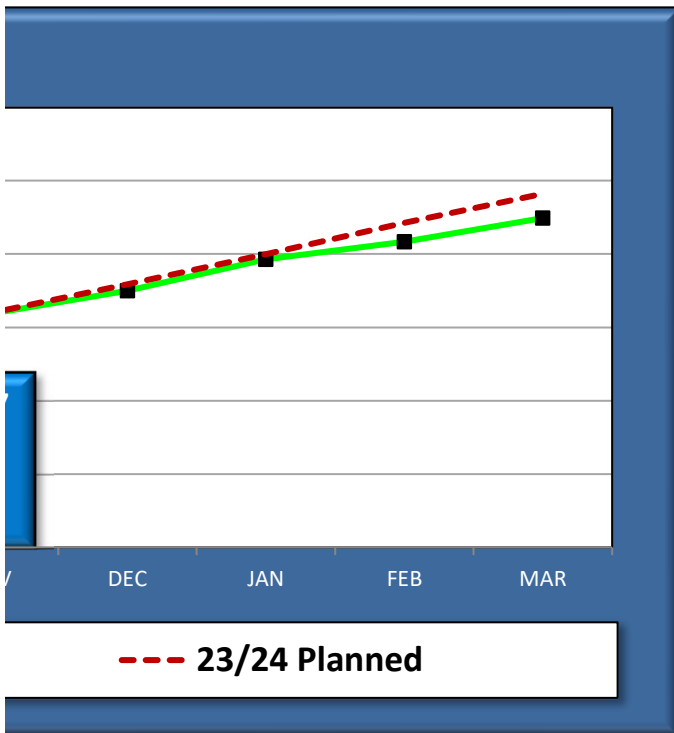
OCT	NOV	DEC	JAN	FEB	MAR
524.42	586.56	607.89	743.79	798.56	902.30
693.00	772.00	780.00	899.00	973.00	1047.00
540.17	607.96				
78%	79%				



DEC JAN FEB MAR

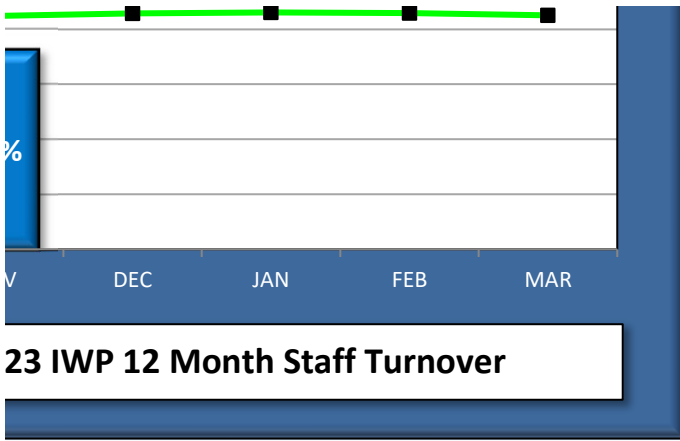
--- 23/24 Planned

OCT	NOV	DEC	JAN	FEB	MAR
568.71	636.62	699.66	785.56	833.92	898.17
554.60	638.10	717.10	799.10	884.60	964.60
423.04	476.50				
76%	75%				



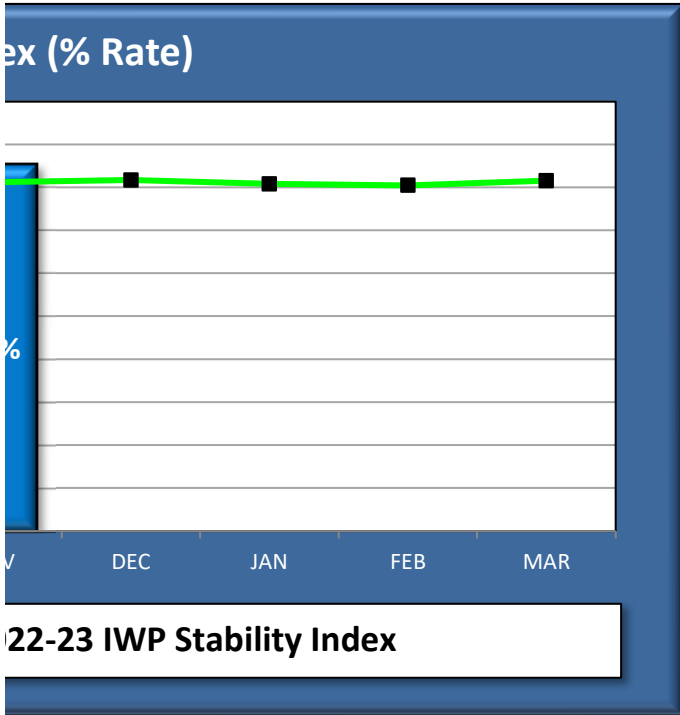
OCT	NOV	DEC	JAN	FEB	MAR
21.4%	21.2%	21.4%	21.5%	21.5%	21.3%
18.3%	18.1%				

% Rate)



RATE)

OCT	NOV	DEC	JAN	FEB	MAR
81.1%	81.2%	81.7%	80.9%	80.5%	81.6%
85.4%	85.3%				



OCT	NOV	DEC	JAN	FEB	MAR
81.1%	81.2%	81.7%	80.9%	80.5%	81.6%
85.4%	85.3%	0.0%	0.0%	0.0%	0.0%

OCT	NOV	DEC	JAN	FEB	MAR
82.9%	83.9%	83.9%	84.2%	85.3%	85.8%
88.4%	88.3%	0.0%	0.0%	0.0%	0.0%

OCT	NOV	DEC	JAN	FEB	MAR
64.6%	63.3%	63.1%	62.9%	62.9%	64.1%
74.0%	75.7%	0.0%	0.0%	0.0%	0.0%

OCT	NOV	DEC	JAN	FEB	MAR
60.0%	58.9%	61.0%	58.9%	58.4%	59.7%
71.0%	71.0%	0.0%	0.0%	0.0%	0.0%

OCT	NOV	DEC	JAN	FEB	MAR
77.0%	77.2%	77.6%	78.8%	78.1%	79.1%
80.4%	78.8%	0.0%	0.0%	0.0%	0.0%

IWP WORKFOR

999 FRONT LINE	APR	MAY	JUN	JUL
2022/23 Staff In Post WTE	1719.80	1725.43	1745.81	1756.46
23/24 Rota Establishment	2353.75	2353.75	2353.75	2353.75
23/24 Workforce Plan	1790.00	1808.00	1810.00	1818.00
23/24 Workforce Actual	1789.85	1803.27	1799.23	1809.47
23/24 Vacancy WTE	563.90	550.48	554.52	544.28
23/24 Vacancy % Actual	24.0%	23.4%	23.6%	23.1%
23/24 Work Effective Actual	1657.47	1671.82	1665.71	1669.63
23/24 Work Effective Vacancy WTE	696.28	681.93	688.04	684.12
23/24 Work Effective Vacancy % Actual	29.6%	29.0%	29.2%	29.1%
2022/23 Recruitment WTE	7.00	36.00	42.76	34.00
23/24 Recruitment Plan	29.00	44.00	26.00	26.00
23/24 Recruitment Actual	25.00	32.69	18.77	25.83
23/24 Recruitment Performance	86.2%	74.3%	72.2%	99.3%
2022/23 Attrition WTE	23.93	32.79	20.99	26.31
23/24 Attrition Plan	27.00	26.00	24.00	24.00
23/24 Attrition Actual	24.19	15.72	21.27	20.57
23/24 Attrition Performance	90%	60%	89%	86%
Staff Turnover 12m % Rate	12.2%	12.4%	12.4%	12.1%
Staff Stability Index % Rate	86.8%	86.6%	86.9%	87.0%
2022/23 Sickness % Rate	11.5%	8.4%	8.4%	8.9%
23/24 Sickness % Rate	7.1%	6.4%	6.3%	7.2%
23/24 Sickness LT % Rate	3.7%	3.8%	3.9%	4.0%
23/24 Sickness ST % Rate	3.4%	2.6%	2.3%	3.1%
2022/23 Appraisal % Completed	27%	27%	41%	50%
23/24 Appraisal % Completed	94%	91%	86%	87%
23/24 DBS % Completed	99%	99%	99%	99%
23/24 Prof Reg % Completed	100%	99%	99%	99%

EMERGENCY OPERATIONS CENTRE	APR	MAY	JUN	JUL
2022/23 Staff In Post WTE	249.94	249.50	259.76	265.76
23/24 Rota Establishment	303.45	303.45	303.45	303.45
23/24 Workforce Plan	294.09	293.09	293.09	298.09
23/24 Workforce Actual	275.48	275.10	282.29	291.14
23/24 Vacancy WTE	27.97	28.35	21.16	12.31
23/24 Vacancy % Actual	9.2%	9.3%	7.0%	4.1%
23/24 Work Effective Actual	230.27	233.14	239.76	241.88
23/24 Work Effective Vacancy WTE	73.18	70.31	63.69	61.57
23/24 Work Effective Vacancy % Actual	24.1%	23.2%	21.0%	20.3%
2022/23 Recruitment WTE	12.60	10.00	27.72	19.51
23/24 Recruitment Plan	20.00	13.00	16.00	16.00
23/24 Recruitment Actual	15.20	10.40	15.11	22.00
23/24 Recruitment Performance	76.0%	80.0%	94.4%	137.5%
2022/23 Attrition WTE	11.95	10.44	17.46	13.51

23/24 Attrition Plan	14.00	13.00	16.00	16.00
23/24 Attrition Actual	10.07	10.78	7.92	13.15
23/24 Attrition Performance	72%	83%	50%	82%
Staff Turnover 12m % Rate	33.6%	34.1%	31.9%	31.3%
Staff Stability Index % Rate	64.9%	64.7%	65.7%	67.3%
2022/23 Sickness % Rate	10.4%	7.2%	7.9%	9.1%
23/24 Sickness % Rate	5.6%	5.5%	5.5%	6.2%
23/24 Sickness LT % Rate	2.7%	3.3%	3.3%	3.1%
23/24 Sickness ST % Rate	2.9%	2.2%	2.2%	3.2%
2022/23 Appraisal % Completed	88%	82%	74%	72%
23/24 Appraisal % Completed	98%	96%	94%	90%
23/24 DBS % Completed	97%	97%	96%	95%
23/24 Prof Reg % Completed	100%	100%	99%	97%

NHS 111 SERVICE	APR	MAY	JUN	JUL
2022/23 Staff In Post WTE	223.21	210.74	210.84	198.57
23/24 Rota Establishment	450.39	413.53	424.18	421.67
23/24 Workforce Plan	284.96	285.46	284.96	286.46
23/24 Workforce Actual	284.91	288.92	282.94	284.70
23/24 Vacancy WTE	165.49	124.62	141.24	136.97
23/24 Vacancy % Actual	36.7%	30.1%	33.3%	32.5%
23/24 Work Effective Actual	216.85	238.46	245.33	240.58
23/24 Work Effective Vacancy WTE	233.55	175.08	178.85	181.09
23/24 Work Effective Vacancy % Actual	51.9%	42.3%	42.2%	42.9%
2022/23 Recruitment WTE	25.12	14.49	15.79	11.96
23/24 Recruitment Plan	20.00	19.00	19.00	19.00
23/24 Recruitment Actual	19.86	19.52	16.02	13.94
23/24 Recruitment Performance	99.3%	102.7%	84.3%	73.4%
2022/23 Attrition WTE	24.13	27.68	20.52	21.62
23/24 Attrition Plan	20.50	18.50	19.50	19.50
23/24 Attrition Actual	15.09	15.51	22.00	12.18
23/24 Attrition Performance	74%	84%	113%	62%
Staff Turnover 12m % Rate	43.3%	41.5%	42.5%	42.8%
Staff Stability Index % Rate	61.2%	63.4%	63.9%	66.2%
2022/23 Sickness % Rate	13.5%	11.2%	12.2%	12.7%
23/24 Sickness % Rate	4.7%	6.4%	7.5%	7.2%
23/24 Sickness LT % Rate	1.5%	3.2%	4.1%	3.5%
23/24 Sickness ST % Rate	3.2%	3.2%	3.4%	3.7%
2022/23 Appraisal % Completed	63%	61%	63%	61%
23/24 Appraisal % Completed	87%	87%	85%	85%
23/24 DBS % Completed	96%	96%	96%	97%
23/24 Prof Reg % Completed	92%	94%	10%	98%

PATIENT TRANSPORT SERVICE	APR	MAY	JUN	JUL
2022/23 Staff In Post WTE	673.29	659.81	659.96	653.96

23/24 Rota Establishment	816.10	816.10	816.10	816.10
23/24 Workforce Plan	635.45	638.45	638.45	648.45
23/24 Workforce Actual	627.51	642.67	644.78	656.22
23/24 Vacancy WTE	188.59	173.43	171.32	159.88
23/24 Vacancy % Actual	23.1%	21.3%	21.0%	19.6%
23/24 Work Effective Actual	617.51	631.22	620.67	641.28
23/24 Work Effective Vacancy WTE	198.59	184.88	195.43	174.82
23/24 Work Effective Vacancy % Actual	24.3%	22.7%	23.9%	21.4%
2022/23 Recruitment WTE	16.00	11.00	21.00	5.60
23/24 Recruitment Plan	15.00	20.00	16.00	16.00
23/24 Recruitment Actual	11.45	24.11	14.94	23.00
23/24 Recruitment Performance	76.3%	120.6%	93.4%	143.8%
2022/23 Attrition WTE	7.75	24.48	20.84	11.60
23/24 Attrition Plan	15.00	17.00	16.00	16.00
23/24 Attrition Actual	16.21	8.95	12.83	11.56
23/24 Attrition Performance	108%	53%	80%	72%
Staff Turnover 12m % Rate	17.4%	16.8%	17.0%	18.4%
Staff Stability Index % Rate	78.4%	79.6%	79.9%	79.4%
2022/23 Sickness % Rate	10.1%	8.5%	8.1%	9.9%
23/24 Sickness % Rate	8.1%	7.2%	6.7%	6.3%
23/24 Sickness LT % Rate	5.3%	5.2%	4.8%	4.1%
23/24 Sickness ST % Rate	2.9%	2.0%	1.9%	2.2%
2022/23 Appraisal % Completed	89%	86%	86%	85%
23/24 Appraisal % Completed	86%	86%	85%	87%
23/24 DBS % Completed	99%	99%	99%	99%
23/24 Prof Reg % Completed	100%	100%	100%	100%

CE OVERVIEW 2023/24

AUG	SEP	OCT	NOV	DEC	JAN	FEB	MAR
1746.30	1758.28	1770.18	1764.28	1739.69	1770.58	1776.06	1795.00
2353.75	2353.75	2353.75	2353.75	2353.75	2353.75	2353.75	2353.75
1810.49	1814.49	1839.49	1828.49	1800.49	1829.49	1806.49	1791.49
1811.45	1824.00	1849.04	1846.07				
542.30	529.75	504.71	507.68				
23.0%	22.5%	21.4%	21.6%				
1707.32	1701.89	1703.20	1711.94				
646.43	651.86	650.55	641.81				
27.5%	27.7%	27.6%	27.3%				
34.00	34.00	34.00	34.00	0.00	66.83	17.00	31.82
26.00	26.00	26.00	26.00	0.00	58.00	10.00	14.00
25.71	33.75	46.75	17.51				
98.9%	129.8%	179.8%	67.3%				
26.31	26.31	26.31	26.31	26.75	34.03	12.22	21.32
24.00	24.00	24.00	24.00	28.00	29.00	33.00	29.00
26.12	21.12	20.01	21.64				
109%	88%	83%	90%				
11.6%	11.0%	10.7%	10.7%				
88.0%	88.6%	88.4%	88.3%				
7.9%	6.9%	7.2%	7.4%	10.6%	7.4%	7.3%	7.1%
6.4%	7.2%	7.0%	6.9%				
3.5%	3.9%	4.2%	3.9%				
2.9%	3.3%	2.9%	3.0%				
65%	77%	85%	89%	93%	93%	92%	94%
81%	70%	68%	69%				
99%	99%	99%	99%				
96%	97%	96%	96%				


AUG	SEP	OCT	NOV	DEC	JAN	FEB	MAR
252.33	255.25	255.68	244.48	243.55	254.74	253.38	263.09
303.45	303.45	303.45	303.45	303.45	303.45	303.45	303.45
293.09	296.49	295.49	299.49	286.49	286.99	290.99	290.99
300.21	304.71	303.34	313.69				
3.24	-1.26	0.11	-10.24				
1.1%	-0.4%	0.0%	-3.4%				
243.55	244.07	248.29	260.41				
59.90	59.38	55.16	43.04				
19.7%	19.6%	18%	14%				
19.51	19.51	19.51	10.20	3.00	27.07	7.01	19.50
16.00	16.00	16.00	19.00	0.00	16.00	18.00	16.00
16.26	11.51	5.40	19.84				
101.6%	71.9%	33.8%	104.4%				
13.51	13.51	13.51	21.40	7.73	15.47	9.97	10.39

16.00	16.00	16.00	14.00	13.00	15.50	14.00	15.00
7.20	7.01	6.77	7.89				
45%	44%	42%	56%				
29.1%	27.9%	28.3%	26.1%				
70.9%	72.4%	74.0%	75.7%				
7.8%	6.5%	8.0%	7.7%	10.1%	8.5%	6.3%	5.4%
6.2%	6.5%	6.5%	6.4%				
3.7%	3.8%	3.9%	3.8%				
2.4%	2.7%	2.6%	2.6%				
71%	79%	90%	94%	95%	92%	92%	98%
90%	74%	66%	68%				
96%	97%	98%	97%				
97%	97%	98%	98%				

AUG	SEP	OCT	NOV	DEC	JAN	FEB	MAR
194.68	192.21	184.61	181.06	176.90	185.90	177.40	179.53
443.29	415.13	432.74	444.07	482.82	423.79	455.56	435.01
286.96	292.46	298.96	303.46	283.46	293.96	303.46	311.46
291.58	294.77	287.59	295.75				
151.71	120.36	145.15	148.32				
34.2%	29.0%	33.5%	33.4%				
249.66	247.70	243.56	250.11				
193.63	167.43	189.18	193.96				
43.7%	40.3%	43.7%	43.7%				
11.96	11.96	11.96	20.36	6.33	27.00	12.76	31.42
19.00	19.00	19.00	20.00	0.00	29.00	28.00	28.00
21.92	18.08	13.14	15.44				
115.4%	95.2%	69%	77%				
21.62	21.62	21.62	15.17	13.36	17.00	11.14	12.76
19.50	19.50	19.50	18.50	20.00	18.50	18.50	20.00
15.04	14.89	20.32	7.28				
77%	76%	104%	39%				
42.3%	43.0%	45.7%	42.9%				
68.5%	70.5%	71.0%	71.0%				
10.8%	8.9%	10.4%	10.7%	12.7%	10.6%	7.8%	6.3%
6.9%	7.8%	7.8%	7.5%				
3.7%	4.5%	4.1%	4.1%				
3.2%	3.2%	3.7%	3.4%				
62%	67%	76%	79%	83%	89%	90%	88%
85%	84%	80%	74%				
97%	97%	97%	97%				
98%	97%	97%	96%				

AUG	SEP	OCT	NOV	DEC	JAN	FEB	MAR
653.53	636.86	628.86	636.82	634.62	630.87	633.84	631.45

816.10	816.10	816.10	816.10	816.10	816.10	816.10	816.10
649.45	641.45	646.45	646.45	636.45	641.45	639.45	639.45
658.13	654.03	648.74	647.08				
157.97	162.07	167.36	169.02				
19.4%	19.9%	20.5%	20.7%				
635.13	642.03	637.74	630.28				
180.97	174.07	178.36	185.82				
22.2%	21.3%	21.9%	22.8%				
5.60	5.60	5.60	17.96	12.00	15.00	18.00	16.00
16.00	16.00	16.00	16.00	8.00	24.00	18.00	16.00
12.00	11.00	16.80	15.00				
75.0%	68.8%	105%	94%				
11.60	11.60	11.60	10.00	14.20	18.40	15.03	18.78
16.00	16.00	16.00	16.00	18.00	19.00	20.00	16.00
10.09	13.10	23.38	16.66				
63%	81.9%	146%	104%				
17.6%	18.0%	18.7%	19.4%				
79.8%	80.8%	80.4%	78.8%				
9.3%	8.7%	9.6%	9.0%	10.6%	9.7%	9.2%	9.2%
6.6%	6.7%	6.7%	6.6%				
4.6%	4.0%	4.0%	4.2%				
1.9%	2.7%	2.7%	2.4%				
87%	87%	90%	88%	90%	90%	88%	88%
84%	86%	86%	86%				
99%	99%	99%	99%				
100%	100%	100%	100%				



JUN	JUL	AUG	SEP	OCT	NOV	DEC	JAN	FEB	MAR
2353.75	2353.75	2353.75	2353.75	2353.75	2353.75				
554.52	544.28	542.30	529.75	504.71	507.68				
23.6%	23.1%	23.0%	22.5%	21.4%	21.6%				
688.04	684.12	646.43	651.86	650.55	641.81				
29.2%	29.1%	27.5%	27.7%	27.6%	27.3%				
303.45	303.45	303.45	303.45	303.45	303.45				
21.16	12.31	3.24	-1.26	0.11	-10.24				
7.0%	4.1%	1.1%	-0.4%	0.0%	-3.4%				
63.69	61.57	59.90	59.38	55.16	43.04				
21.0%	20.3%	19.7%	19.6%	18.2%	14.2%				
424.18	421.67	443.29	415.13	432.74	444.07				
141.24	136.97	151.71	120.36	145.15	148.32				
33.3%	32.5%	34.2%	29.0%	33.5%	33.4%				
178.85	181.09	193.63	167.43	189.18	193.96				
42.2%	42.9%	43.7%	40.3%	43.7%	43.7%				
816.10	816.10	816.10	816.10	816.10	816.10				
141.24	136.97	151.71	120.36	145.15	148.32				
21.0%	19.6%	19.4%	19.9%	20.5%	20.7%				
195.43	174.82	180.97	174.07	178.36	185.82				
23.9%	21.4%	22.2%	21.3%	21.9%	22.8%				

3897.48	3894.97	3916.59	3888.43	3906.04	3917.37
858.16	830.53	848.96	769.22	795.12	794.07
22.0%	21.3%	21.7%	19.8%	20.4%	20.3%
1126.02	1101.60	1080.93	1052.75	1073.25	1064.63
28.9%	28.3%	27.6%	27.1%	27.5%	27.2%